



2022

Town Hall Neighborhood Snapshot



**ADAMS COUNTY
NEIGHBORHOODS**

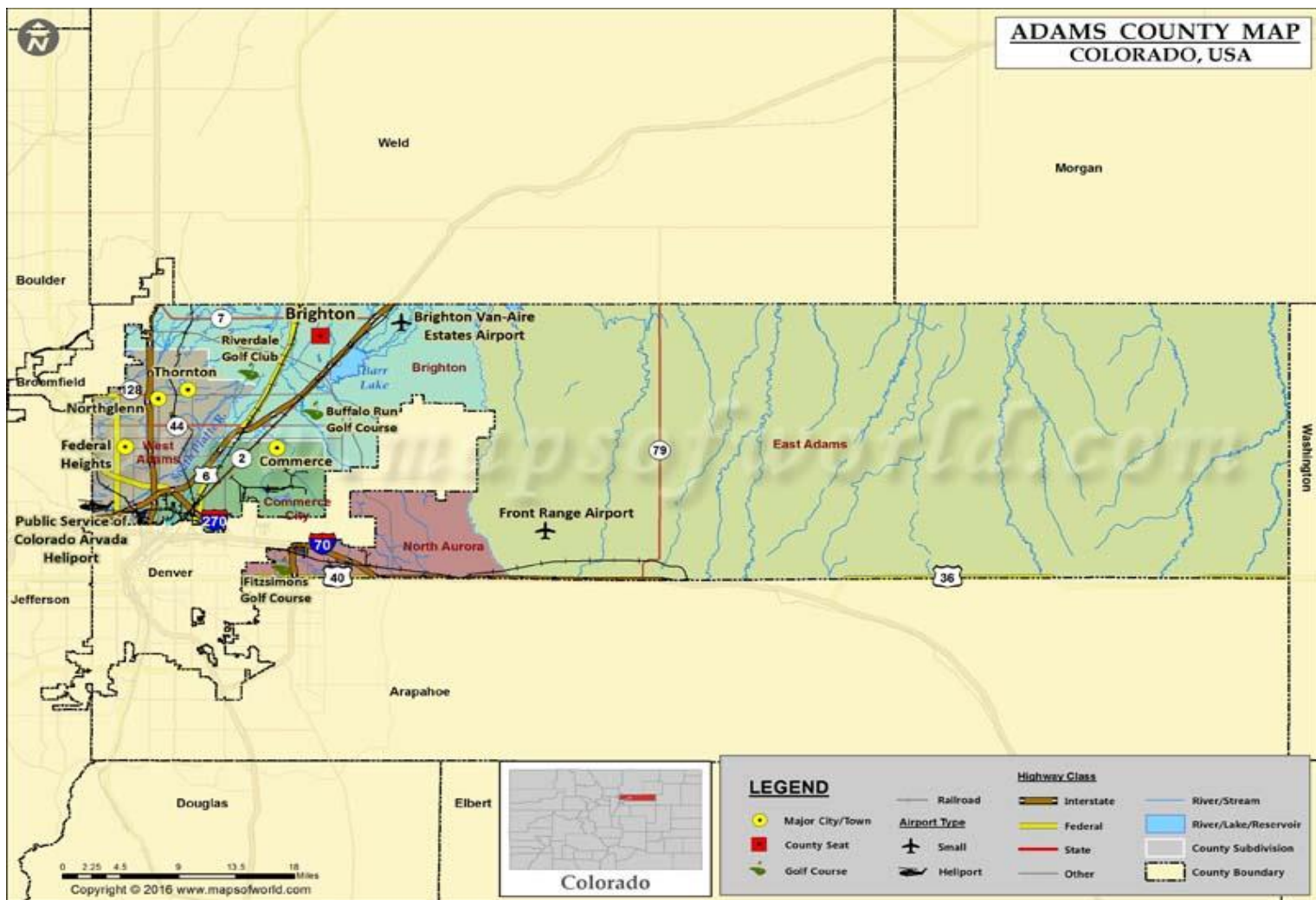
**Community Safety and Well-being
Department**

Adams County

5/1/2022

Adams County Community Overview

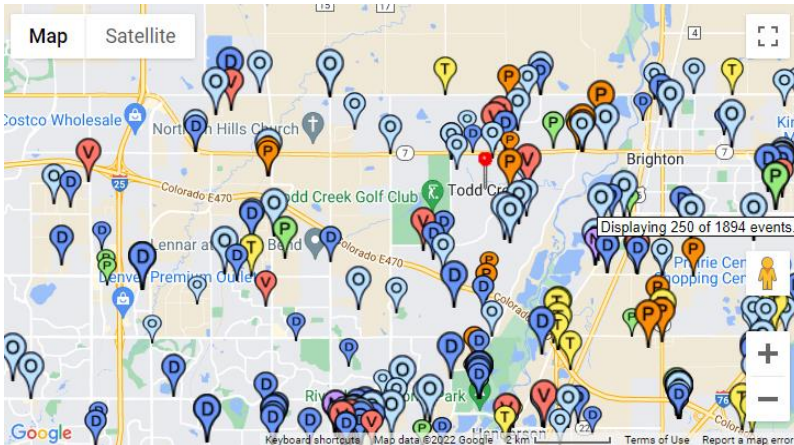
Adams County spans 1,200 square miles. It is home to suburban, urban, and rural communities. Adams County is home to the cities of Brighton, Commerce City, Federal Heights, Northglenn, and Thornton; portions of Arvada, Aurora, Lochbuie, and Westminster; and the town of Bennett. Unincorporated communities include Henderson, Strasburg, and Watkins. It's prime location, affordable living, and access to all major highways make it an ideal spot for individuals and families who want to be close to both work and entertainment amenities. Adams County has Colorado's only Spaceport and is not only a regional, but national leader in creating and supporting a robust job market and economy. This report highlights the work conducted throughout 2021 as well as what is currently planned in 2022.



Adams County Crime and Traffic Summary

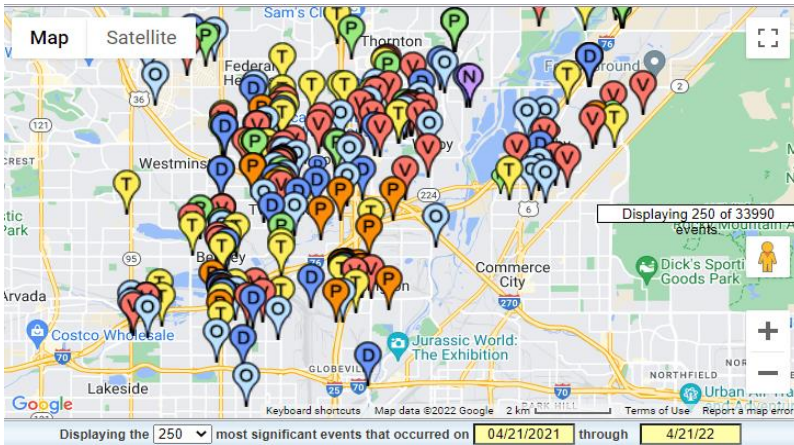
This report was generated by the Adams County Sheriff's Office My Neighborhood Update tool. Findings show common trends throughout the county with traffic, disorder, and other police matters as top trends in the county.

Northern Adams County



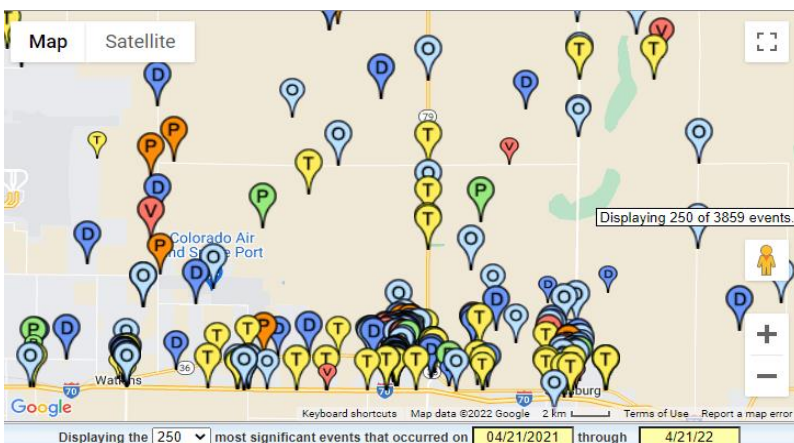
On	Category	#
<input checked="" type="checkbox"/>	Property	193
<input checked="" type="checkbox"/>	Violent	65
<input checked="" type="checkbox"/>	Traffic	487
<input checked="" type="checkbox"/>	Proactive Policing	102
<input checked="" type="checkbox"/>	Noise	56
<input checked="" type="checkbox"/>	Disorder	549
<input checked="" type="checkbox"/>	Other	442

Southern Adams County



On	Category	#
<input checked="" type="checkbox"/>	Property	4545
<input checked="" type="checkbox"/>	Violent	2158
<input checked="" type="checkbox"/>	Traffic	6677
<input checked="" type="checkbox"/>	Proactive Policing	1176
<input checked="" type="checkbox"/>	Noise	1103
<input checked="" type="checkbox"/>	Disorder	11007
<input checked="" type="checkbox"/>	Other	7324

Eastern Adams County



On	Category	#
<input checked="" type="checkbox"/>	Property	311
<input checked="" type="checkbox"/>	Violent	139
<input checked="" type="checkbox"/>	Traffic	1232
<input checked="" type="checkbox"/>	Proactive Policing	92
<input checked="" type="checkbox"/>	Noise	84
<input checked="" type="checkbox"/>	Disorder	980
<input checked="" type="checkbox"/>	Other	1021

ADAMS COUNTY NEIGHBORHOOD SNAPSHOT 2022

Data retrieved from: <https://censusreporter.org/profiles/05000US08001-adams-county-co/>

DEMOGRAPHICS:



Population: 509,844

Square Miles: 1,666.7

People per square mile: 437

Age

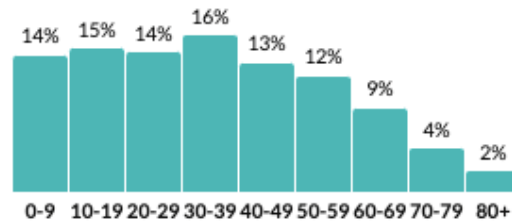
34

Median age

about 90 percent of the figure in Colorado: 36.9

about 90 percent of the figure in United States: 38.2

Population by age range



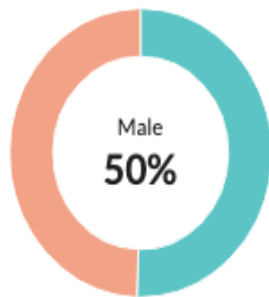
Population by age category



[Show data / Embed](#)

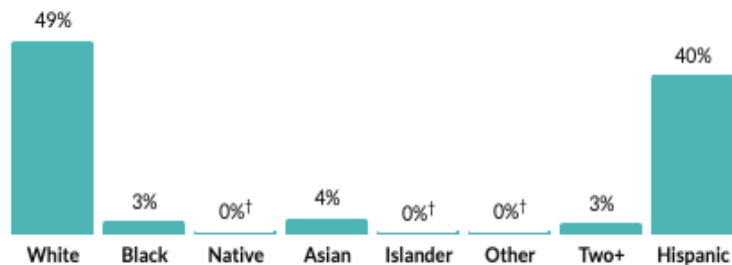
Under 18 18 to 64 65 and over

Sex



Male Female

Race & Ethnicity



* Hispanic includes respondents of any race. Other categories are non-Hispanic.

[Show data / Embed](#)

ECONOMICS:

Income

\$31,310

±\$526

Per capita income

about 80 percent of the amount in Colorado: \$39,545 ±\$212

about 90 percent of the amount in United States: \$35,384 ±\$91

\$1,387

Median gross rent



\$73,817

±\$1,593

Median household income

about the same as the amount in Colorado: \$75,231 ±\$379

about 10 percent higher than the amount in United States: \$64,994 ±\$128

Household income



[Show data / Embed](#)



ADAMS COUNTY NEIGHBORHOOD SNAPSHOT 2022

\$1,732,092 Total health care and social assistance receipts/revenue

Data retrieved from: <https://censusreporter.org/profiles/05000US08001-adams-county-co/>

Poverty

† Margin of error is at least 10 percent of the total value. Take care with this statistic.

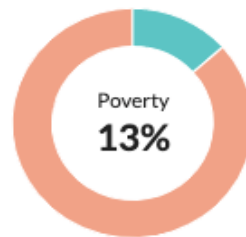
9.9%

Persons below poverty line

about the same as the rate in
Colorado: 9.8%

about three-quarters of the rate in
United States: 12.8%

Children (Under 18)

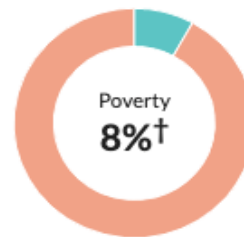


Poverty

Non-poverty

[Show data / Embed](#)

Seniors (65 and over)



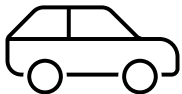
Poverty

Non-poverty

[Show data / Embed](#)

Transportation to work

† Margin of error is at least 10 percent of the total value. Take care with this statistic.



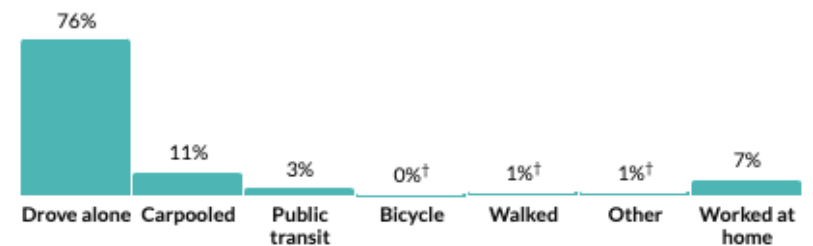
29.8 minutes

Mean travel time to work

about 20 percent higher than the
figure in Colorado: 25.8

about 10 percent higher than the
figure in United States: 26.9


Means of transportation to work



* Universe: Workers 16 years and over

[Show data / Embed](#)

FAMILIES:



Households

167,290

Number of households

Colorado: 2,137,402

United States: 122,354,219

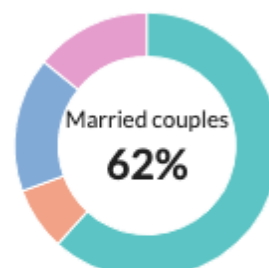
3

Persons per household

about 20 percent higher than the
figure in Colorado: 2.6

about 20 percent higher than the
figure in United States: 2.6

Population by household type

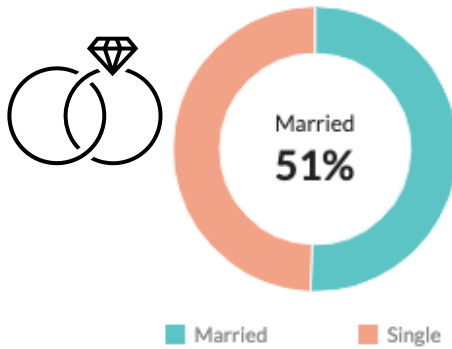


ADAMS COUNTY NEIGHBORHOOD SNAPSHOT 2022

Data retrieved from: <https://censusreporter.org/profiles/05000US08001-adams-county-co/>

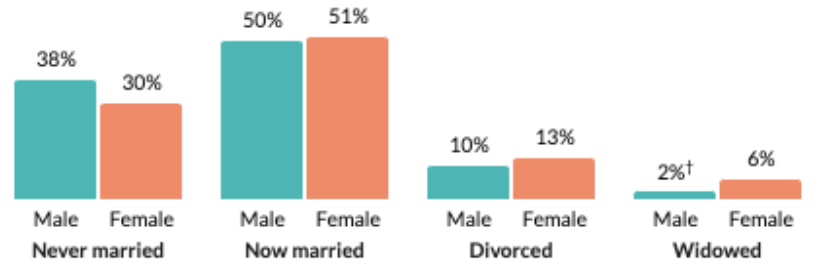
Marital status

† Margin of error is at least 10 percent of the total value. Take care with this statistic.



* Universe: Population 15 years and over

Marital status, by sex



[Show data](#) / [Embed](#)

Fertility

† Margin of error is at least 10 percent of the total value. Take care with this statistic.

5.3% ±0.6%

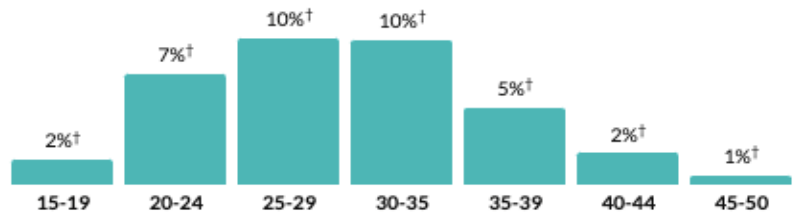
(6,869 ±734)

Women 15-50 who gave birth during past year

about 10 percent higher than the rate in Colorado: 4.9% 67,925 (±0.2% / ±2,020)

a little higher than the rate in United States: 5.2% 3,982,654 (±0% / ±21,427)

Women who gave birth during past year, by age group



* Universe: Women 15 to 50 years

[Show data](#) / [Embed](#)

HOUSING:



Units & Occupancy

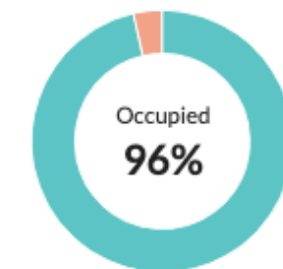
173,439

Number of housing units

Colorado: 2,361,372

United States: 138,432,751

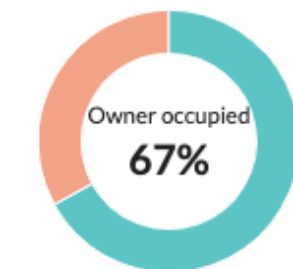
Occupied vs. Vacant



Occupied Vacant

[Show data](#) / [Embed](#)

Ownership of occupied units



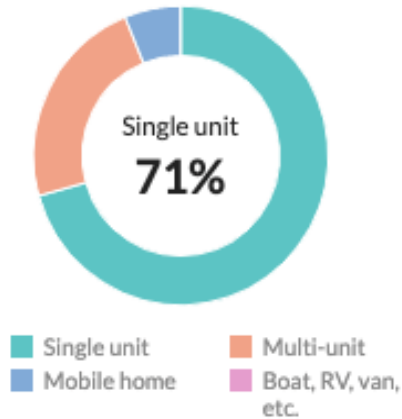
Owner occupied Renter occupied

[Show data](#) / [Embed](#)

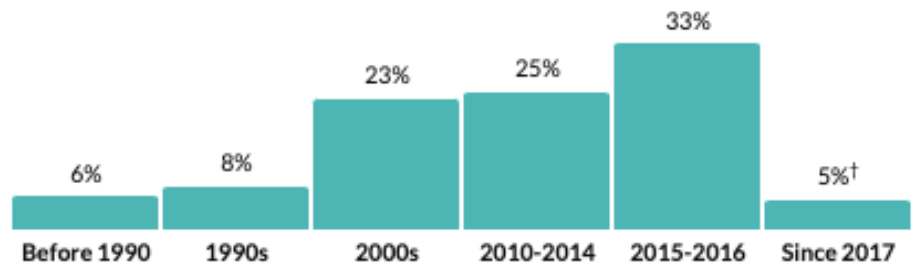
ADAMS COUNTY NEIGHBORHOOD SNAPSHOT 2022

Data retrieved from: <https://censusreporter.org/profiles/05000US08001-adams-county-co/>

Types of structure



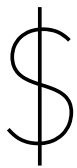
Year moved in, by percentage of population



[Show data](#) / [Embed](#)

Value

† Margin of error is at least 10 percent of the total value. Take care with this statistic.



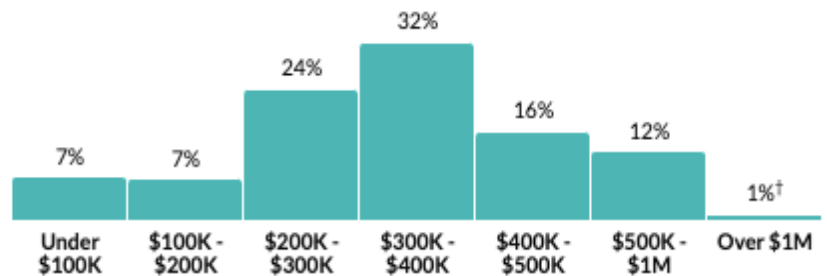
\$335,800

Median value of owner-occupied housing units

about 90 percent of the amount in Colorado: \$369,900

about 1.5 times the amount in United States: \$229,800

Value of owner-occupied housing units



[Show data](#) / [Embed](#)

Geographical mobility

† Margin of error is at least 10 percent of the total value. Take care with this statistic.

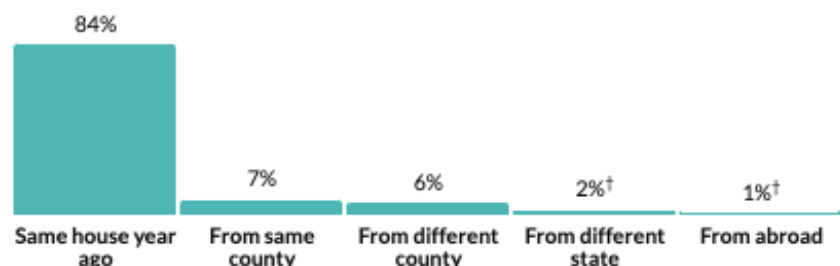
15.8%

Moved since previous year

about 90 percent of the rate in Colorado: 17.6%

about 10 percent higher than the rate in United States: 13.8%

Population migration since previous year

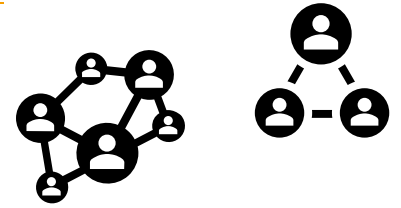


[Show data](#) / [Embed](#)

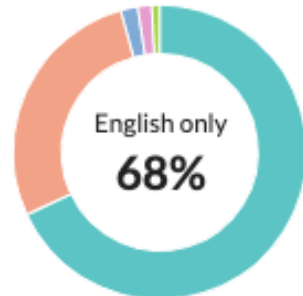
ADAMS COUNTY NEIGHBORHOOD SNAPSHOT 2022

Data retrieved from: <https://censusreporter.org/profiles/05000US08001-adams-county-co/>

SOCIAL:

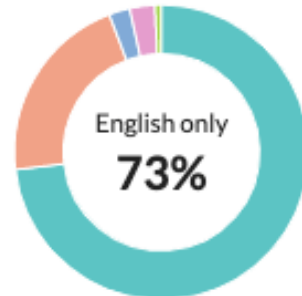


Language at home, children 5-17



English only
Spanish
Indo-European
Asian/Islander
Other

Language at home, adults 18+



English only
Spanish
Indo-European
Asian/Islander
Other

Educational attainment

84.7%

High school grad or higher

about 90 percent of the rate in Colorado: 92.1%

a little less than the rate in United States: 88.5%

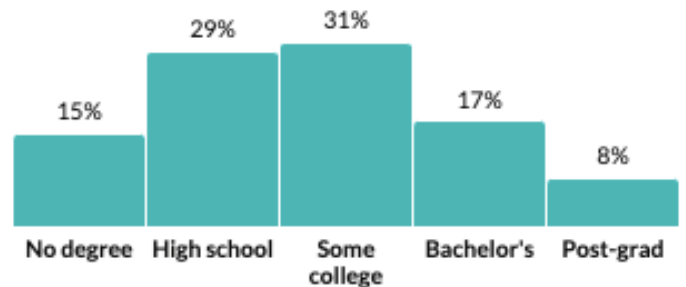
25.2%

Bachelor's degree or higher

about three-fifths of the rate in Colorado: 41.6%

about three-quarters of the rate in United States: 32.9%

Population by highest level of education



* Universe: Population 25 years and over

[Show data / Embed](#)



Veteran status

† Margin of error is at least 10 percent of the total value. Take care with this statistic.

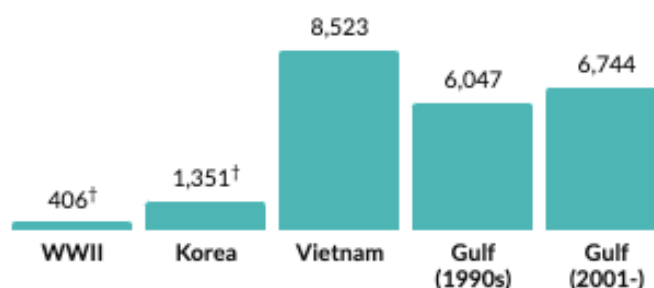
6.9%

Population with veteran status

about 80 percent of the rate in Colorado: 8.4%

about the same as the rate in United States: 7.1%

Veterans by wartime service



* Civilian veterans who served during wartime only

[Show data / Embed](#)

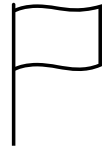
25,944 Total veterans

23,754 Male

2,190 Female

ADAMS COUNTY NEIGHBORHOOD SNAPSHOT 2022

Data retrieved from: <https://censusreporter.org/profiles/05000US08001-adams-county-co/>



Place of birth

† Margin of error is at least 10 percent of the total value. Take care with this statistic.

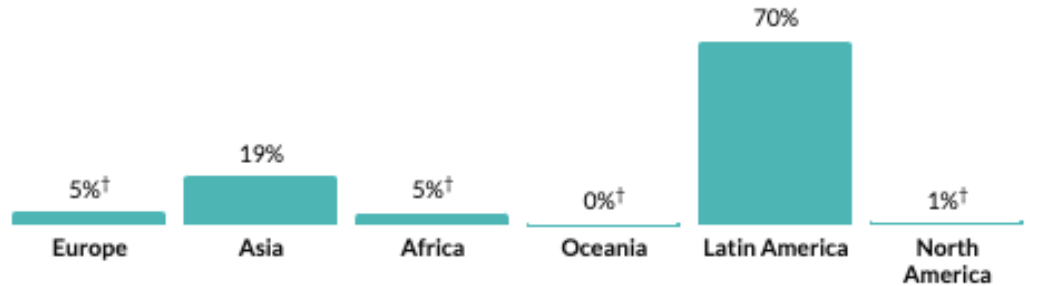
14.8%

Foreign-born population

about 1.5 times the rate in Colorado: 9.5%

about 10 percent higher than the rate in United States: 13.5%

Place of birth for foreign-born population



[Show data](#) / [Embed](#)

EMPLOYMENT:

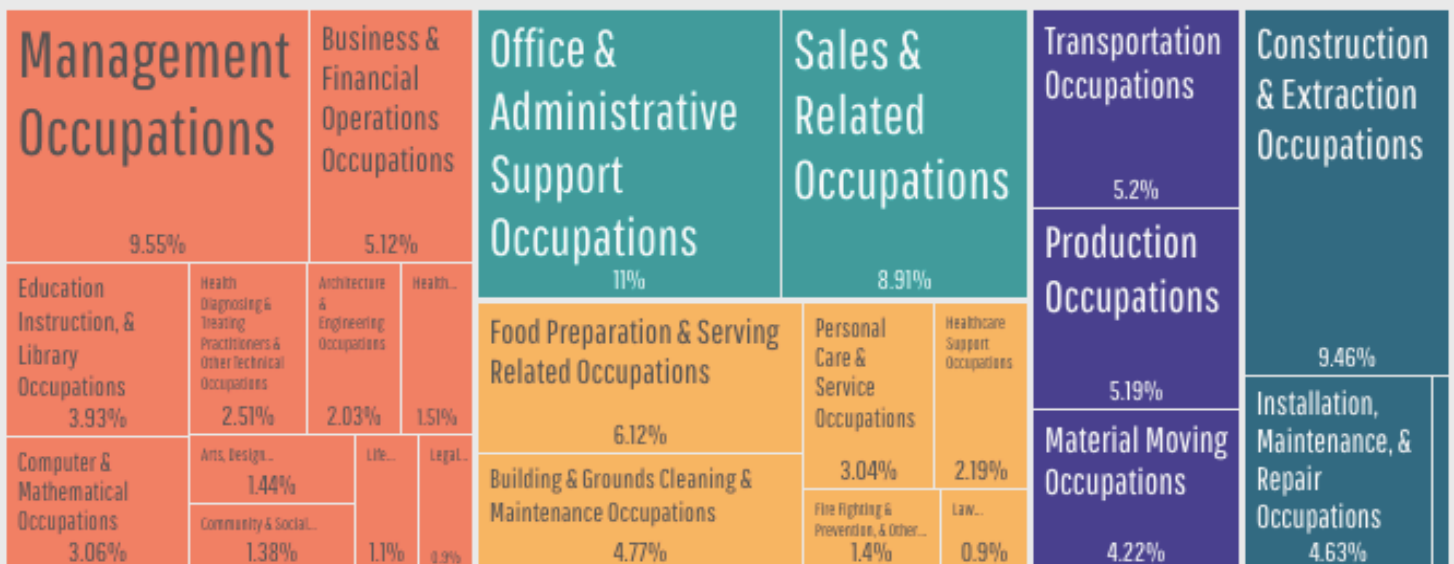


71.1 % of the total Adams County population age 16 years + is in the labor force



65 % of the female population (16 years +) is in the labor force

Total: 271k



2013 2014 2015 2016 2017 2018 2019

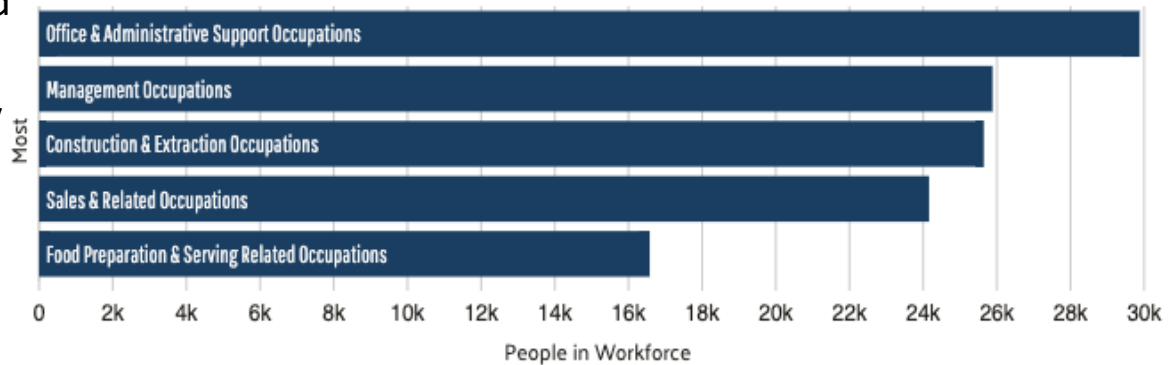
ADAMS COUNTY NEIGHBORHOOD SNAPSHOT 2022

Data retrieved from: <https://datausa.io/profile/geo/adams-county-co#economy>

271K

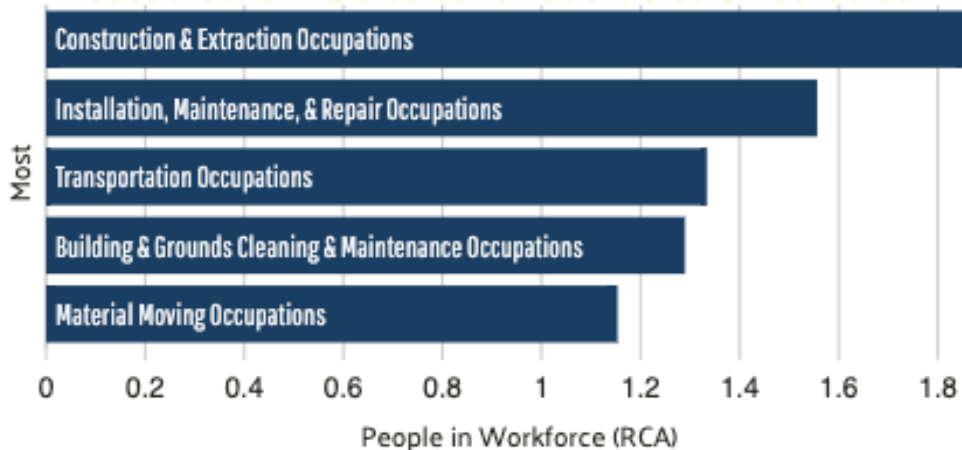
People employed
by the Adams
County economy

Most common Jobs




2013 2014 2015 2016 2017 2018 2019

Most Specialized Jobs



2013 2014 2015 2016 2017 2018 2019

Highest Paying Jobs

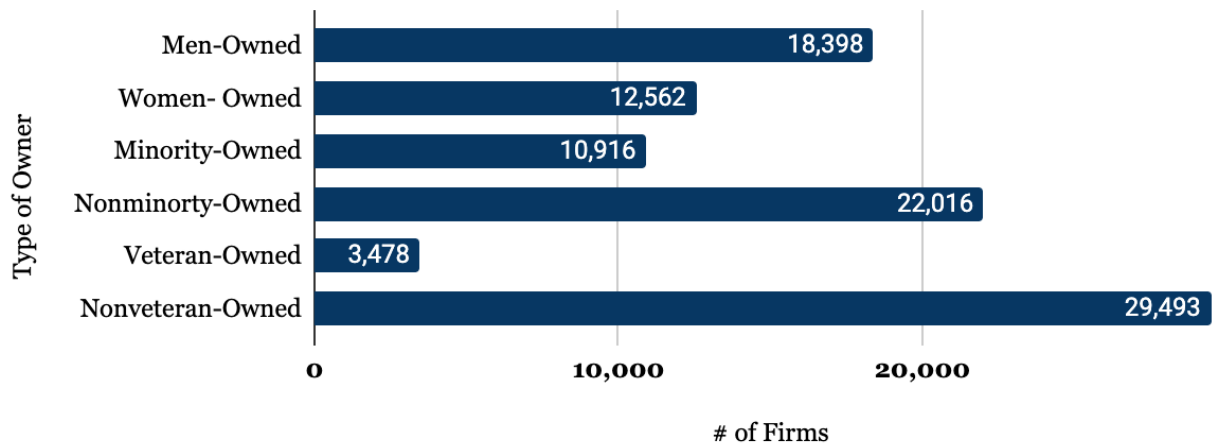


2013 2014 2015 2016 2017 2018 2019

ADAMS COUNTY NEIGHBORHOOD SNAPSHOT 2022

Data retrieved from: <https://datausa.io/profile/geo/adams-county-co#economy> & <https://www.census.gov/quickfacts/fact/table/adamscountycolorado/LFE041220>

Number of Firms and Type of Ownership

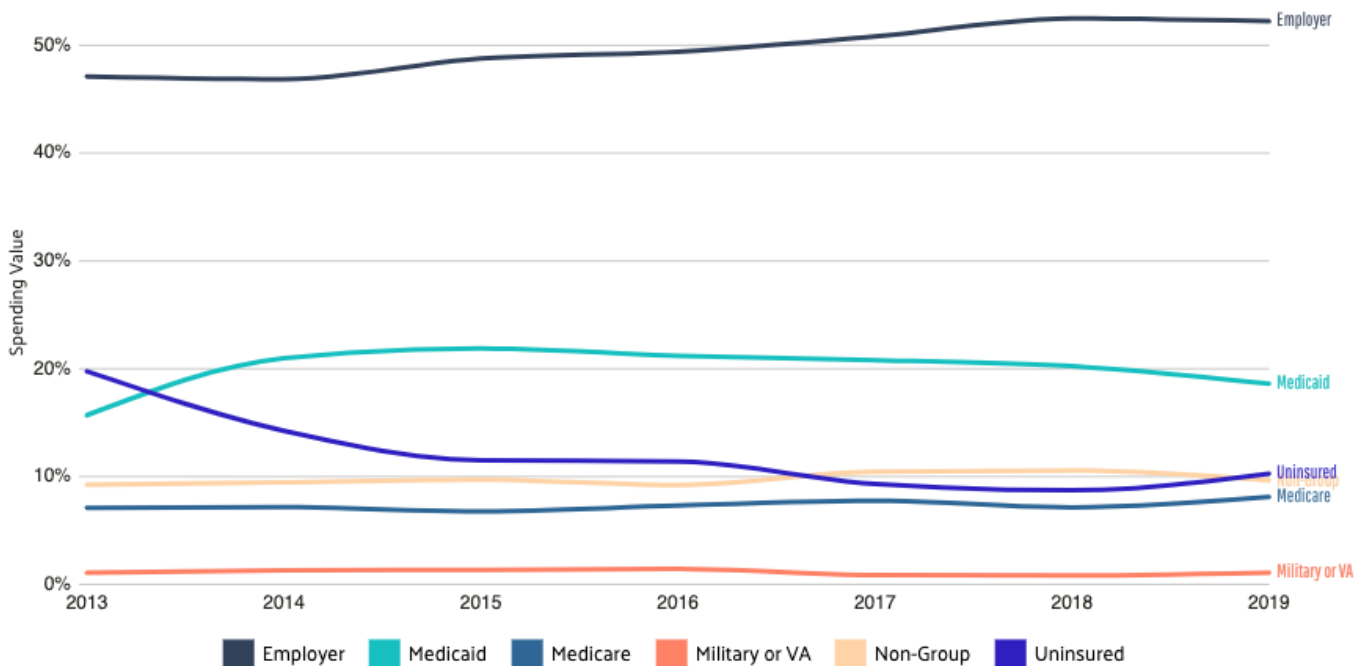


HEALTH:

89.7%

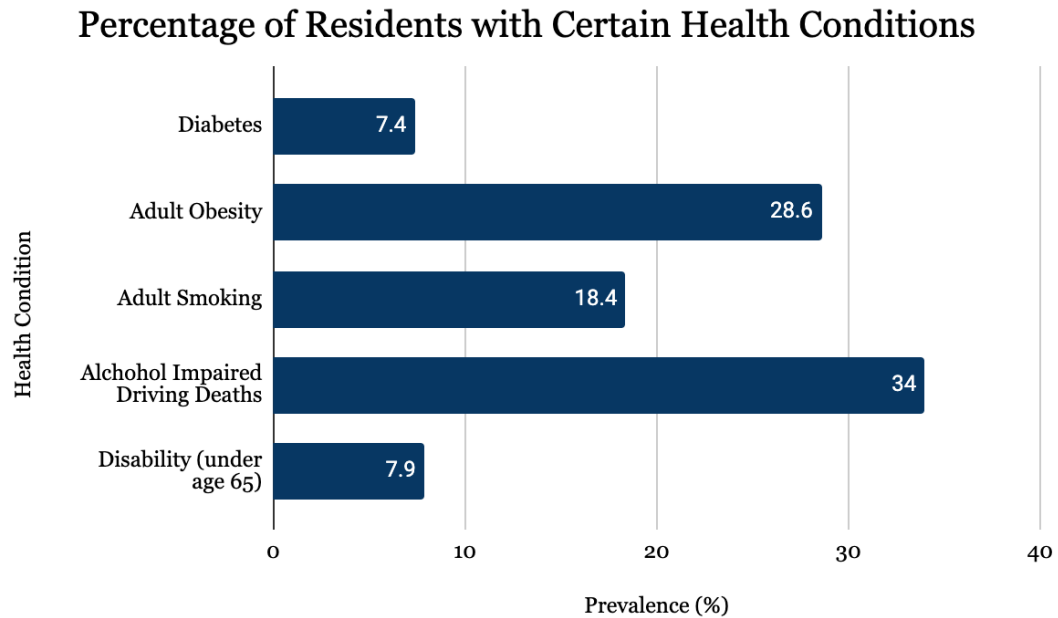
have health
insurance

Adams County Residents Insurance Percentage by Type, 2013-2019




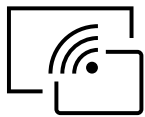
ADAMS COUNTY NEIGHBORHOOD SNAPSHOT 2022

Data Retrieved from <https://www.census.gov/quickfacts/fact/table/adamscountycolorado/LFEo41220>



CONNECTIVITY:

94.7% of households own at least one computer



88.3% of households have a broadband Internet subscription

Riverdale Animal Shelter



Top completed projects in 2021

- Transitioned from curbside, contactless services back to in-person in May 2021
- Held delayed Ribbon Cutting ceremony for new shelter facility in June 2021
- Instagram page launched as another social media channel to feature our adoptable pets, with over 1,000 followers during our first year.

Impact

- Full and in-person access to all services at RAS
- Potential for increased adoptions and the safe return of lost pets

Top new projects for 2022

- Beginning RFP and design process for small barn to house stray fowl and other small stray barn animals.
- The barn will eventually be located near the existing Riverdale Animal Shelter

Will completion on any of the 2022 projects impact residents? What should residents expect?

- Construction on the barn will not begin until 2023 and should have minimal impact on residents as it will take place on the shelter grounds away from residential areas or shelter main service area.
- The barn will provide more appropriate housing area for the growing number of small farm animals and fowl we take in each year at RAS due to increased interest in urban farming and new ordinances allowing chickens, goats etc. in some jurisdictions.

In 2021 Riverdale Animal Shelter

- Provided more than 6,500 animals with shelter and care
- 3,225 Animals Adopted
- 1,781 Lost Pets Returned Home
- 7,100 Animals Vaccinated (Shelter animals and owned pets)
- 2,305 Animals Spayed/Neutered – the most in a single year
- 183 feral (community cats) were Shelter-Neuter-Returned (SNR)
- Volunteers gave 23,500 hours to assist us in providing quality care for shelter animals in need
- RAS website reached over 1 million unique pageviews for the second consecutive year.

2021 RAS Community Outreach

- In 2021, RAS worked with the Adams County Community Safety and Well-Being department, the Economic Security & Aging Services Division, as well as Anythink Library -- Wright Farms to provide vaccinations, microchips, pet food, collars, and leashes to low-income families and their pets throughout our community.
- Through our Families in Transition program, which assists families in crisis due to homelessness, illness, domestic violence, or natural disasters, we temporarily housed companion animals for 11 families in need in 2021. The average length of stay was 7 days in care.
- Bi-monthly low-cost vaccination and microchip clinics resumed at RAS in 2021 to support residents with pets and to help support animal health and public safety.

Number of residents your department served in 2021

Estimated residents served - 11,000-plus

- RAS sheltered more than 6,500 animals in 2022, and regularly receives 4,000-5,000 phone calls per month.
- RAS also holds bimonthly low-cost vaccination and microchip clinics for owned pets.
- RAS participates in resource fairs and events, which support local residents in need.

ADAMS COUNTY NEIGHBORHOOD SNAPSHOT 2022

RAS Services

- Adoptions
- Lost and Found Support
- Pet relinquishment
- Compassionate end-of-life services
- Low-cost, public vaccination and microchip clinics
- Spay and neuter of all shelter animals prior to adoption
- Emergency medical care and treatment of pet animals in our care
- Serve as the evacuation site for housing companion animals displaced due to emergencies of disasters
- Provide temporary shelter of pets for Adams County residents experiencing temporary homelessness, violence, or other type of crisis
- Provide animal sheltering and impound services for the cities of Brighton, Commerce City, Federal Heights, Northglenn, Thornton, the Towns of Bennett, Hudson, and Lochbuie, and unincorporated Adams County.

Top trends

- So far in 2022, RAS is seeing a higher number of pet relinquishments and more dog intakes overall to include more than usual for this time of year.
- Many other metro area animal shelters are experiencing this same trend.
- While we are still tracking data, financial and housing constraints seem to be factors in some pet relinquishments.
- **NOTE: RAS does NOT euthanize for time or space and is holding more adoption specials to cope with higher number of animal intakes, as well as connecting residents to existing pet resources when applicable.**

Online Resources

- Website: <https://animalshelter.adcogov.org/>
- Phone: 720.523.PETS (7387)
- Email: petadopt@adcogov.org
- Facebook: /riverdaleanimalshelter
- Instagram: /riverdaleanimalshelter

Community and Economic Development

Top completed projects in 2021

- CED launched the Adams County Emergency Rental Assistance (ERA) Program on March 29, 2021. To date, \$19.5M has been provided to 2,075 households for direct rent and utility assistance.
- The Caraway completed construction in November 2021. The Caraway is a first of its kind project in unincorporated Adams County resulting in 116 new affordable housing units, twelve of which are reserved for youth aging out of foster care.
- CASP Subarea Plan – Adopted/Ratified in November 2021
- Adopted updated oil and gas regulations to align with state regulatory changes – July 27, 2021
Implemented new contractor licensing module to administer licensing for liquor, marijuana, ambulance services, and short-term housing rentals – Q2 2021

Impact

- Adams County ERA Program prevented thousands of evictions for renters financially impacted by COVID shutdowns.
- Oil and gas regulations strike a balance between maintaining jobs and protecting public health, safety, and welfare.

Top new projects for 2022

- 2022 Advancing Adams Comprehensive Plan – BoCC adoption scheduled for July 2022
- Implement a business registration program – launched April 2022, ongoing development
- Conduct nexus and feasibility studies for affordable housing development – initiate consultant contract June/July 2022, work completed in 2023
- Initiate a comprehensive update to the County's Development Standards and Regulations – start August 2022, approximately 18-month process
- Update incentive policy to align with strategic objectives – Q3 2022

Will completion on any of the 2022 projects impact residents? What should residents expect?

- Residents will see long-term benefits from these policy updates as new incentives, programs, and development projects move forward with standards that reflect current community priorities such as environmental impacts, natural resource conservation, affordable housing, and economic opportunities that are inclusive.

Will your department have any resident engagement events or calls for comment?

- There are many opportunities for engagement on Community & Economic Development activities. Currently, we are hosting a series of open houses for the public throughout the month of May to share the 2022 Advancing Adams Comprehensive Plan. Information can be found at www.advancingadams.org.

Total of building permits issued/inspections in 2021

- 3,975 building permits issued | 13,766 inspections completed

Total number of business licenses issued in 2021

- The County does not issue business licenses but launched a voluntary business registration program in April 2022.

ADAMS COUNTY NEIGHBORHOOD SNAPSHOT 2022

Top trends you are seeing in your department

- Substantial new development of residential with a growing need for diversity in types and more affordable options
- Demand for light industrial (warehouses) properties

Number of active oil wells in Adams County (See map below)

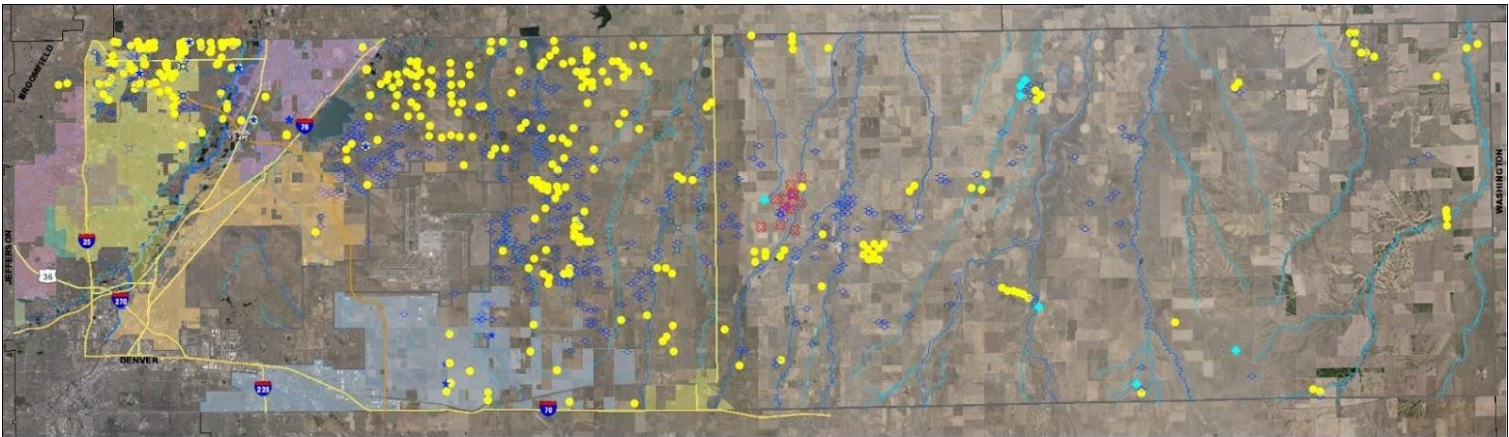
- There are 964 active wells county-wide with 885 active wells located in unincorporated Adams County. Active wells include those with producing, shut-in, and temporarily abandoned status.

Current number of oil and gas permits awaiting approvals

- One (1) oil and gas AUSR permit is nearing the final approval stage.

Additional Oil and Gas information

- The Adams County Oil and Gas Facility regulations were amended in 2021 to bring pertinent sections in line with newly adopted COGCC Rules. See locations of current well sites below.



Online Resources

- The long-running Adams County Minor Home Repair (MHR) Program is offered for residents in unincorporated Adams County, Brighton, Northglenn, and Federal Heights. Information on the MHR Program can be found at <https://adcogov.org/minor-home-repair-mhr-program>.
- Advancing Adams for Comprehensive Plan (and POST and TMP) at www.AdvancingAdams.org – residents can review proposed future land use maps, as well as comment on proposed goals and policies to guide the development process in the county over the next decade.

Community Safety and Well-Being

Top completed projects in 2021

- Completed our Emergency Operations Center (EOC) retrograde of \$250,000 to update our situational awareness capability.
- Developed and implemented of the Animal Management Office (AMO) Field Training Officer (FTO) program, with two trainees completing the initial training program.
- Development of Code FTO Program
- Completed the purchase of mass care trailers and equipment to increase our shelter capability to 500 beds and ability to support two alternate care sites of 125 patients each.
- Provided logistics support to 18 vaccinations clinics, which supplied vaccines to more than 75,000 people.
- Completed Neighborhood Connections, Adams County's neighborhood toolkit, and posted on the website. The toolkit provides residents with ideas on how to connect with their neighbors.
- Adams County Day Works completed its first-year pilot by providing 71 Adams County residents experiencing homelessness with the opportunity to provide day labor service, earn same-day cash, and work towards permanent employment. The program expanded to pilot veterans experiencing homelessness in the city of Aurora.
- The Board of County Commissioners (BoCC) adopted Homeward Adams: Homelessness Reduction Strategic Framework as our plan for homelessness. The plan focuses on three areas: Homelessness Prevention, Strengthening the Housing Continuum, and Homelessness Services.
- The BoCC adopted code and text amendments to permit tiny homes and safe parking sites in Adams County.
- The Severe Weather Activation Plan (SWAP) averted more than 7,000 nights of homelessness in 2021, which included more than 800 unique individuals experiencing homelessness.
- Successful operation of the Seasonal Graffiti Program with approved renewal for 2022.
- Adopted Ordinance #16 and adopted the first residential parking district, vendor selection for parking program database, and community involvement in process for parking program.

Impact

- Averted more than 8,300 nights of homelessness through the Severe Weather Activation Program (SWAP)
- 83 new applicants entered Adams County Day Works (ACDW) in 2021. 11 participants found full-time employment in 2021. ACDW participants provided over 5,000 hours of service in the Adams County community at a variety of locations including the Adams County Fairgrounds and Riverdale Animal Shelter.
- Helped facilitate the vaccination of 17,000 residents

Top new projects for 2022

- Community Preparedness - increase community preparedness and resiliency to disaster through OEM lead discussions and community events.
- Code Red campaign - As a subset to community preparedness, to inform, notify, and alert residents during disaster event.
- Emergency Operations Center exercise & training - to support government response and recovery to disaster events by increasing coordination and capability.
- Local Emergency Planning Committee (LEPC) - increase community awareness of hazardous materials in accordance with the Public Right to Know Act. Maintain partner and stakeholder coordination.
- OEM administrative projects (EMPG / COOP) - grant management and continuity preparation impacting the Office of Emergency Management allowing us to continue providing community services in the area of disaster management.
- Data Warehouse for county homelessness data -- CSWB is working with several municipalities to create a data warehouse of all PEH-related data across the county. This will allow all participating organizations to better respond to people experiencing homelessness and develop more robust and holistic strategies to improve the lives of these residents.
- Transparency Portal -- developed to create a window into the operations of CSWB.

ADAMS COUNTY NEIGHBORHOOD SNAPSHOT 2022

- Neighborhood Groups – establish neighborhood groups throughout unincorporated Adams County neighborhoods to create a unified purpose around a common set of goals and build advocacy
- Block party trailers – launch the block party trailer to build a sense of community within an Adams County neighborhoods
- Built for Zero – end veteran homelessness in Adams County
- Regional Alignment on Homelessness – work regionally with Adams County municipalities using evidence-based approaches to increase homelessness services and housing for people experiencing homelessness
- Smart benches – installing multiple smart benches throughout the county that allows residents experiencing homelessness to charge their phones and access important life-saving services and resources
- Lived experience committee – develop a committee consisting of individuals experiencing homelessness to help determine programs, initiatives, and policies from a first-hand perspective
- Technology for homelessness services – using resources such as Twilio and Lyft to connect residents to services
- Tool Shed Program- provides unincorporated Adams County residents with complimentary access to yard and gardening tools. This program offers two opportunities to use tools. 1. Yard Cleanup, 2. Neighborhood Cleanup. Neighborhood Services is focusing on marketing strategies to expand both Tool Shed use and services.
- Graffiti Removal Program- Neighborhood Services is recruiting and hiring two seasonal graffiti technicians to assist our graffiti technician in removal at residential and retail properties within unincorporated Adams County who are unable to remove graffiti themselves. This program also assists in graffiti removal on Adams County trails and public works sites.
- Neighborhood Parking Program- Adams County has developed a neighborhood parking program to evaluate parking and access concerns in specific areas of heavy use to create potential residential parking districts. The first pilot district, SW-1 Parking district, has been adopted by the Board of County Commissioners with a tentative implementation date of June 1, 2022.
- Animal Management Community Education and Outreach- This program is designed to provide education and outreach to our community, better informing residents of what animal management is. This program will include written materials, videos highlighting educational topics, involvement in community events for outreach and education, and partnering with communities to provide services to underserved areas.

Data and statistics

- 2,045 instances of graffiti removed in 2021–142% more than the prior three years combined
- 7,471 nights of homelessness averted via SWAP
- 1,176 code compliance cases closed
- 4,944 animal management cases completed
- Average time to complete is 24 minutes
- 2,096 Community Correction referrals
- 327 Lyft rides connecting people experiencing unsheltered homelessness to life-saving resources

Top trends

- Code violation cases were closed 6% more quickly in 2021 than in 2020
- Demand for code compliance services continues to return to pre-pandemic levels. Total opened code cases increased 41% from 2020-2021
- Less code cases result in a violation since the implementation of a courtesy notice. In 2021, 524 potential violations were settled within the 30-day courtesy notice window.
- Demand for emergency winter shelter continues to remain consistent as we head into our third year of the SWAP program.
- The lingering effects of the pandemic continue to have effects on our homeless population. The number of residents sleeping in their cars continues to drop (55% reduction through 2021), while the number of residents sleeping on the streets/in a tent continues to climb.
- SWAP saw a 300% increase in residents from out of state utilizing this service.

Online Resources

- <https://www.adcogov.org/community-safety-well-being>

Human Services

Top completed projects in 2021

- Homes for Hope
- Carraway
- Work Options
- Two new positions in Economic Mobility Outreach and Education Liaison
- Expansion of the veteran group offerings from 2 to 9 groups offered both in HSC and community locations to include Saturday morning Yoga at the Riverdale Animal Shelter.

Impact

- Homes for Hope- Will increase foster care placement and housing for children and youth in Adams County. Will also provide placement for sibling groups to stay in the same placement.
- Carraway- Low Income housing for youth aging out of foster care and residents. 12 units.
- Economic Mobility- Provide assistance and education to connect residents with services and resources.
- Work Options- 6–8-week culinary training program to overcome barriers for employment.
- Veterans Groups- Proven to be valuable to the veteran community and provide a form of therapeutic options that are outside of a clinical setting for veterans to rebuild some of the comradery lost when they left service, and process some of the traumas they may have experience with others with similar experiences.

Top new projects for 2022

- RFP out for new Head Start location, seeking to purchase new properties for Head Start headquarters and expand services to Bennett and other locations across the county.
- Customer Service Journey Map
- Development of Prevention Unit in Children and Family Services
- Back-to-School Event
- 360 Engagement Pilot
- VSO will host the first Adams County Veterans Resource Event, May 14th of 2022.

Will completion of any of the 2022 projects impact residents? What should residents expect?

- Customer Service Journey Map- Improving service and delivery for residents.
- Development of Prevention Unit in CFS -To provide Prevention services to children, youth, and families before maltreatment occurs.
- Back-to-school Event- To provide low income, Kin and Foster care families back to school supplies for school-aged children, shoes, and resources.
- 360- Streamlined intake and application processes for residents needing 2 or more services.
- Centralizing specific veteran services and resources will allow for veterans to locate and access resources and services with less travel time and confusion.

Will your department have any resident engagement events or calls for comment?

- Creating a customer council to make improvements for service delivery and meet specific needs of community. Time, dates, and information to still be determined.
- Customer Service Survey- collecting feedback from residents receiving services from Human Services Department.

Any additional success stories/statistics to share?

- National Adoption Day- finalized ten children into nine families.
- Finalized leases with 17 Community Partners to provide onsite access to residents in areas such as housing, domestic violence, food and security, and culturally appropriate services, and other supports.
- The WBC issued over 200 chrome books in response to individual or family technology requests based on COVID-19 interruption requiring virtual education and/or employment. Chrome books allowed residents access to virtual classes they would not have had otherwise.
- The WBC is working to standup a Property Tax Work-Off Program to allow eligible taxpayers, sixty years of age or older, or who have a disability, to perform volunteer work for Adams County in lieu of payment of some portion of their Adams County taxes due on the homestead of the taxpayer.
- \$265,783,000 total revenues from veteran benefits.

Events or services provided

- North Pole Event- 198 families signed up, but more were serve - for low-income families, Kin Families and Foster Care families with walk-ins.

Top trends

- Continuing to see increase in Food assistance applications.
- VSO is continuing to see increase in needs for food assistance, rental and mortgage assistance, and transportation assistance for doctors' appointments.

Online Resources

- adcogov.org/humanservices

Public Works

Impact

The Adams County Public Works Department is here to protect the health, safety and welfare of the residents of Adams County through superior engineering, maintenance, operations, and administrative services related to roads and drainage facilities. The Operations Division is responsible for routine, programmed, and emergency maintenance of public Right-of-Way (ROW) infrastructure. Services include snow removal, road grading, street sweeping, traffic safety, and other maintenance tasks. The Capital Improvement Program Division oversees transportation and drainage projects within the county's Right-of-Way (ROW). Project phases include engineering design, ROW acquisition, and hiring of contractors to construct roadway projects. The Infrastructure Management & Stormwater Division ensures transportation and stormwater infrastructure is constructed and maintained in conformance with county specifications, plans, contract documents, and standards. The division also provides residents with storm sewer drainage services that are high quality, environmentally sensitive, and cost effective.

Online Resources

<https://www.adcogov.org/public-works>